

S.S.L.N.T. Mahila
Mahavidyalaya, Dhanbad
Criterion II
2.7 Report
of
Student Satisfactory Report
2023-24

Index

<i>Sl. No</i>	<i>Particulars</i>	<i>Page Number</i>
<i>1</i>	<i>Objective</i>	<i>03</i>
<i>2</i>	<i>Methodology</i>	<i>03</i>
<i>3</i>	<i>Participants</i>	<i>03</i>
<i>4</i>	<i>Instructions and Basic Details</i>	<i>4-5</i>
<i>5</i>	<i>Result</i>	<i>06-14</i>

Objective: - *The survey has been conducted to Understand students satisfactory level for the academic level 2023-24.*

Methodology: - *In order to Understand Students satisfaction level response was collected on Likert type scale from the students. The college has followed questionnaire with 21 questions designed by NAAC for SSS measured on a scale of 0 to 4 for most positive (4) to most negative (0).*

Participants:-

The Students Satisfactory Survey for understanding the satisfaction level covered a total number of 396 active students from B.A, B.Sc., B.Com, M.A., and M.Com.

Instructions to fill-up the Questionnaires :-

NAAC (National Assessment and Accreditation council) is conducting a Student Satisfaction Survey regarding Teaching - Learning


and Evaluation, which will help to upgrade the quality in higher education. A student will have to respond to all the questions given in the following format with her sincere effort and thought. **Her identity will not be revealed.**

NAAC (राष्ट्रीय मूल्यांकन और मान्यता परिषद) शिक्षण - सीखने और मूल्यांकन के बारे में एक छात्र सतुष्टि सर्वेक्षण कर रहा है जो उच्च शिक्षा में गुणवत्ता को उन्नत करने में मदद करेगा। एक छात्र को निम्नलिखित प्रारूप में दिए गए सभी सवालों के जवाब उसके ईमानदार पचास और विचार के साथ करना होगा। उसकी पहचान साबने नहीं आएगी।

Please confirm this is the first and only time you answer this survey.

396 responses

Yes
 No




Year of Joining

180 responses




State of Domicile

281 responses



What Degree Programme are you persuing now?

396 responses




- B.A.
- B.Com
- B.Sc
- M.A
- M.Com
- B.Ed

Criterion II – Teaching–Learning and Evaluation Student Satisfaction Survey on Teaching Learning Process

1. How much of the syllabus was covered in the class?

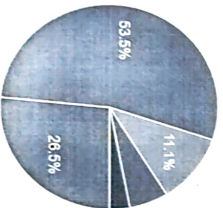
396 responses



- 4 – 85 to 100%
- 3 – 70 to 84%
- 2 – 55 to 69%
- 1 – 30 to 54%
- 0 – Below 30%

2. How well did the teachers prepare for the classes?

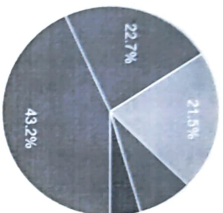
396 responses



- 4 – Thoroughly
- 3 – Satisfactorily
- 2 – Poorly
- 1 – Indifferently
- 0 – Won't teach at all

3. How well were the teachers able to communicate?

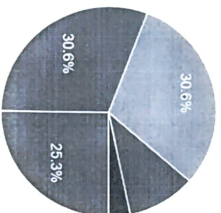
396 responses



- 4 - Always effective
- 3 - Sometimes effective
- 2 - Just satisfactorily
- 1 - Generally ineffective
- 0 - Very poor communication

4. The teacher's approach to teaching can best be described as

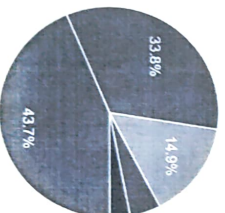
396 responses



- 4 - Excellent
- 3 - Very good
- 2 - Good
- 1 - Fair
- 0 - Poor

5. Fairness of the internal evaluation process by the teachers


396 responses



- 4 - Always fair
- 3 - Usually fair
- 2 - Sometimes unfair
- 1 - Usually unfair
- 0 - Unfair

6. Was your performance in assignments discussed with you?


396 responses



- 4 - Every time
- 3 - Usually
- 2 - Occasionally/Sometimes
- 1 - Rarely
- 0 - Never

7. The institute takes active interest in promoting internship, student exchange, field visit opportunities for students.

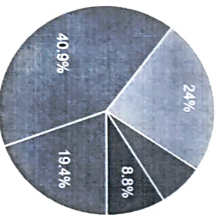
396 responses



- 4 - Regularly
- 3 - Often
- 2 - Sometimes
- 1 - Marginally
- 0 - Never

8. The teaching and mentoring process in your institution facilitates you in cognitive, social and emotional growth.

396 responses



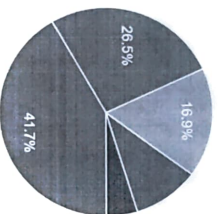
- 4 - Significantly
- 3 - Very well
- 2 - Moderately
- 1 - Marginally
- 0 - Not at all

9. The institution provides multiple opportunities to learn and grow
396 responses



- 4 – Strongly agree
- 3 – Agree
- 2 – Neutral
- 1 – Disagree
- 0 – Strongly disagree

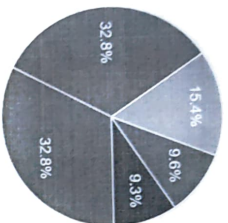
10. Teachers inform you about your expected competencies, course outcomes and programme outcomes.
396 responses



- 4 – Every time
- 3 – Usually
- 2 – Occasionally/Sometimes
- 1 – Rarely
- 0 – Never

11. Your mentor does a necessary follow-up with an assigned task to you.

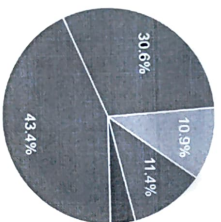
396 responses



- 4 - Every time
- 3 - Usually
- 2 - Occasionally/Sometimes
- 1 - Rarely
- 0 - I don't have a mentor

12. The teachers illustrate the concepts through examples and applications.


396 responses



- 4 - Every time
- 3 - Usually
- 2 - Occasionally/Sometimes
- 1 - Rarely
- 0 - Never

13. The teachers identify your strengths and encourage you with providing right level of challenges.


396 responses



- 4 - Fully
- 3 - Reasonably
- 2 - Partially
- 1 - Slightly
- 0 - Unable to

14. Teachers are able to identify your weaknesses and help you to overcome them.

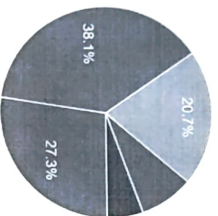
396 responses



- 4 - Every time
- 3 - Usually
- 2 - Occasionally/Sometimes
- 1 - Rarely
- 0 - Never

15. The institution makes effort to engage students in the monitoring, review and continuous quality improvement of the teaching learning process.

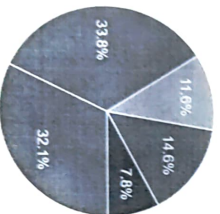
396 responses



- 4 - Strongly agree
- 3 - Agree
- 2 - Neutral
- 1 - Disagree
- 0 - Strongly disagree

16. The institute/ teachers use student centric methods, such as experiential learning, participative learning and problem solving methodologies for enhancing learning experiences.

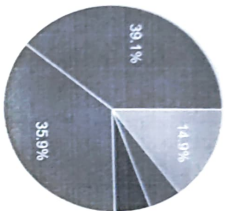
396 responses



- 4 - To a great extent
- 3 - Moderate
- 2 - Some what
- 1 - Very little
- 0 - Not at all

17. Teachers encourage you to participate in extracurricular activities

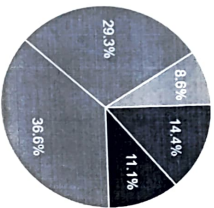
396 responses



- 4 - Strongly agree
- 3 - Agree
- 2 - Neutral
- 1 - Disagree
- 0 - Strongly disagree

18. Efforts are made by the institute/ teachers to inculcate soft skills, life skills and employability skills to make you ready for the world of work.


396 responses



- 4 - To a great extent
- 3 - Moderate
- 2 - Some what
- 1 - Very little
- 0 - Not at all


19. What percentage of teachers use ICT tools such as LCD projector, Multimedia, etc. while teaching

396 responses



- 4 - Above 90%
- 3 - 70 - 89%
- 2 - 50 - 69%
- 1 - 30 - 49%
- 0 - Below 29%

20. The overall quality of teaching-learning process in your institute is very good.
396 responses



Interpretation:- Overall Quality of Teaching-Learning Process is Satisfactory.

21. Give three observation / suggestions to improve the overall teaching-learning experience in your institution.

396 responses

- Good
- Yes
- Very well
- Nothing
- Regular classes
- Very good
- No
- Good
- Very nice

Understand learner behaviour

Try to reach every student and ask for their doubts.

The notes should be given in english also

1. If they do some physical activities then it will be more help full. Rest everything is fine.

1) Use better graphics and visual media to engage students well. 2) Try to reach every student and ask for their doubts. 3) Make teaching a two way interaction.

1-best communicate with students and solved there problems 2-some different types experiences give students explored 3-classes daily

Should be clear washroom available transport facility and classes start will be in correct time

College me padhai aachi choti ha

Ha

Teachers should be more friendly towards the students

I think you should improve your teaching and learning just because I'm not satisfied.

1 additional subject itself is not clear for either students and teachers that what to study
2 only honours class were taken no any other subject 3 class majority times are suspended due to either examination or any other issue

1. Send notice on related subject groups regarding class regularly 2. Use ICT tool 3. Communicate with middle and last bench also not only form front bench and smart ones

More teachers provide ,more book provide

No suggestion

Fastly i would like to say that some teachers only focus on some of their favorite students so they need to change this behavior and focus on every single students for their betterment . Second i think teachers should take class on given time because they are always late abd that's not fair Third i think there are lack of discipline in teachers behavior towards students so they need to change their behavior



Co-ordinator
IOAC
SSLNTMM
Dhanbad



Principal
CIN T Mahila Mahavidyalaya
Dhanbad

